

# USING BEANSTACK

## Log Your Colorful Fun with Beanstack!



### What is Beanstack?

**Beanstack** is the website and mobile application that is used for logging your reading and outdoor activities during **SummerQuest**. From this site, you can track your books and time spent reading, activities you've accomplished, and the **GO Adams!** hidden posts you've found.

### Why should I use Beanstack?

**GO Adams!** is fully digital! While you still have your physical rubbing sheets and booklets, **GO Adams!** staff track everyone's progress digitally through **Beanstack**. This includes all drawing entries for the five prizes.

### What if I don't have a phone or computer to log my hikes?

That's okay! Call or visit any **Adams County Library**, and a staff member can log the marker for you. Just have your rubbing sheet nearby (including the code) so that staff can verify the markers you found.

### Learn More

For detailed instructions and video tutorials of using and accessing **Beanstack**, scan this QR code, or visit [www.adamslibrary.org/summerquest](http://www.adamslibrary.org/summerquest).

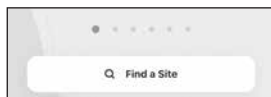


### Getting Started on the Beanstack Tracker App


1. Download the **Beanstack Tracker App** to your smartphone from the **Google Play Store** or the **App Store**.
2. Launch the app and press the blue **Find your school or library** button. (**Please note:** Do not select "Beanstack Go." You will not find **GO Adams** activities here.)



3. Select **Find a Site** to search for **Adams County Libraries' Beanstack** site.



4. A search bar will appear. Search for **Adams County Libraries** and tap on our name.



# USING BEANSTACK

5. Log into **Beanstack** with an existing username and password, or press **Sign Up!** to create an account. We recommend using your full library card number as your username and the last six digits as your password.

a. **Tip:** If you are logging parks for multiple kids, we recommend creating **one account** under an adult's name and library card and adding multiple "readers" to the adult's account.

b. **Tip:** Add an email to your account to be notified of earned rewards.

**Having trouble logging in?** Contact Robyn Woods at [beanstack@adamslibrary.org](mailto:beanstack@adamslibrary.org) for help!

Once you are logged in, you can access all the functions of the app, including:

- Registering for summer programs
- Tracking **GO Adams!** park posts
- Viewing statistics of your reading
- Logging new books

## How to log your Markers (park posts) in Beanstack

Congratulations! You've found one of the 15 markers! Now you can digitally track your progress (and unlock virtual badges!) on **Beanstack**. You'll need your rubbing sheet to complete logging.

Follow these steps to track your progress:

1. Open your **Beanstack Tracker App** and log in.

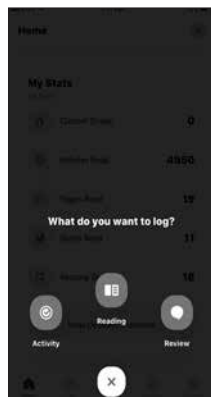
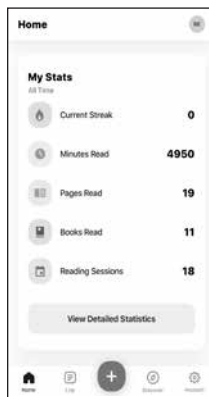
2. Register for the **SummerQuest** program for your age group (if you have not yet done so).

a. Tap the **Discover** icon at the bottom of the screen.



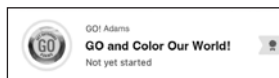
b. Locate the **SummerQuest** program for your current age and tap the **Register** button.

3. Tap the blue + (plus) button at the bottom of the screen to add to your log. Next, tap the **Activity** icon



4. If you have multiple readers on one account, all readers' names will appear. Select the name of the person you would like to log the activity for, and press **Choose Reader**.

5. A list of available activities will appear based on the **SummerQuest** program your child is enrolled in. Tap the activity named **GO and Color Our World!**



# USING BEANSTACK

6. Scroll to find the name of the marker (park post) you just found. Using your rubbing sheet, find the secret code for this post below the rubbing. Enter the secret code and **save** your answer.

Activities

- ☒ Black & White - Michaux State Forest  
📍 Directions to "Black & White"
- ☒ Blue - Gettysburg Area Recreation Autho...  
📍 Directions to "Blue"
- ☐ Chalk - Caledonia State Park  
📍 Directions to "Chalk"

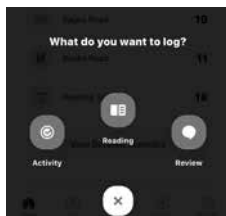
1234

Save

- ☐ Clay - Fairview Avenue Recreation Park  
📍 Directions to "Clay"

Enter the secret code...

Save



## Bonus!

Every **GO Adams!** hike you complete counts as 20 minutes of reading time! Don't forget to log those extra minutes to earn additional reading badges and library prizes.



7. Points and badges will be awarded to you as you identify more markers!

Remember, the more park posts you identify, the more chances you'll receive to win one of the five prizes! For more instructions on these steps, scan this QR code for a tutorial.

